


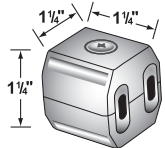
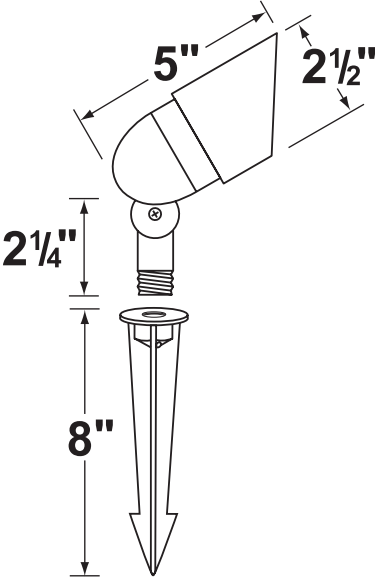



CL-505			
Product Specification Sheet			
HOUSING:	Die-cast aluminum. 360 degree rotatable shroud.		
FINISH:	Polyester UV powder coated, available in GT -Granite, BK -Black, BZ -Bronze, RT -Rust, VG -Verde Green, WH -White.		
LENS:	Clear, tempered, and heat resistant glass with silicone gasket. See accessories & parts for special effect lenses and honeycomb louver.		
LAMP TYPE:	12V, MR-16 halogen, 50W max. See lamp guide for LED and color MR-16 lamps.		
MOUNTING:	Adjustable cast aluminum knuckle with 1/2" NPT, including ground spike. Wire connector excluded. See accessories & parts for optional mounting hardware.		
WIRING:	Fixture is prewired with a 3-foot pigtail of direct burial cable.		

- Fixture is supplied with 20W MR-16 lamp.
- Remote 12 Volt transformer is required.
- See transformers and accessories for variety of options and choices.
- When ordering, add the 2 letter color code to the end of the product number.